

Quality, Design & Dependability

WALL-TO-WALL FLAME



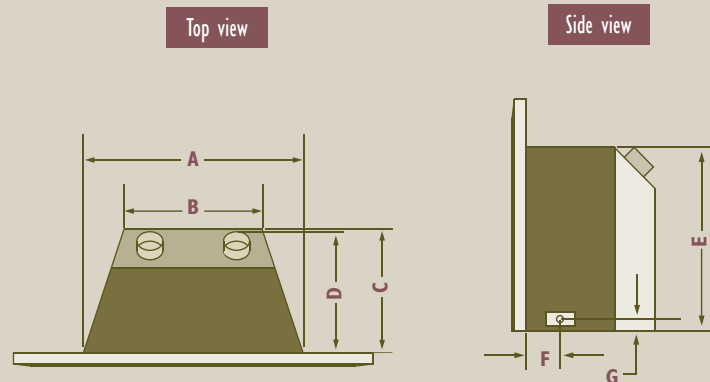
Gas fireplace inserts are used to convert your existing wood burning fireplace into a more efficient and user-friendly way to heat your home. Choose from our range of eye-catching gas inserts to bring radiance and warmth to your home at the press of a button.

SPECIFICATIONS

Model	22-DVI24N	34-DVI34N	40-DVI40N
Input Rating			
Natural Gas	16,000–24,000 BTU/HR 4.6–6.6 KW/HR	23,000–34,000 BTU/HR 6.7–9.8 KW/HR	27,000–40,000 BTU/HR 7.9–11.7 KW/HR
Propane	17,000–23,000 BTU/HR 4.9–6.6 KW/HR	26,000–34,000 BTU/HR 7.7–9.8 KW/HR	30,000–40,000 BTU/HR 9.1–11.7 KW/HR
Efficiencies			
Steady State	85%	84%	85%
AFUE	77%	74%	76%
P4	48.77%	53.39%	55.62%
Minimum Fireplace Opening	H 18" x W 23"/13.5" x D 15.75"	H 20" x W 27"/16.75" x D 15.75"	H 22.5" x W 29.625"/19" x D 15.75"
Add 2"H x 5"W x 1.5"D when using Forged Iron Fronts			
Vent Size	two 3" (76mm) Vents	two 3" (76mm) Vents	two 3" (76mm) Vents
Viewing area	H 10.5" x W 23.5"	H 12.5" x W 26"	H 14.5" x W 28"
Clearance to Combustibles			
Mantle clearance from bottom (bottom of unit to bottom of 8" mantle)	34" (864mm)	37" (940mm)	43.5" (1105mm)
Side clearance from face plate	1" (25mm)	1" (25mm)	3" (76mm)
Surround Sizes			
3 sided SKBAB and SKCAB surrounds	W 38.5" x H 25.5"	W 41.5" x H 27.75"	W 44" x H 29.75"
4 sided SKBAB and SKCAB surrounds	W 38.5" x H 31.625"	W 41.5" x H 33.875"	W 44" x H 35.875"
3 sided SKLB surround	W 41.25" x H 28.5"	W 47.5" x H 30.75"	W 47.25" x H 31.125"
Forged Iron Fronts and Surround Doors	Side Height / Width / Center Height	Side Height / Width / Center Height	Side Height / Width / Center Height
Arched Forged Iron Front	24.875 / 39.125 / 27.875	26.875 / 42.125 / 29.875	28.875 / 44.125 / 31.875
Bow/Square Forged Iron Front, Harrison Mills Door	25.875 / 39.125 / 25.875	27.875 / 42.125 / 27.875	29.875 / 44.5 / 29.875

NORTH AMERICAN MADE

All Archgard fireplaces are manufactured in North America with the highest standard of workmanship. We are committed to supporting our economy and ensuring the North American market receives the quality products it expects.



	A	B	C	D	E	F	G
22-DVI24N	22.625" (575mm)	13" (330mm)	14.125" (359mm)	14" (356mm)	17.825" (454mm)	3.75" (95mm)	1.25" (32mm)
34-DVI34N	25.625" (651mm)	16" (406mm)	14.125" (359mm)	14" (356mm)	19.875" (505mm)	3.75" (95mm)	1.25" (32mm)
40-DVI40N	28" (711mm)	18.5" (470mm)	14.125" (359mm)	14" (356mm)	22.375" (568mm)	3.75" (95mm)	1.25" (32mm)

Dimensions may change at the discretion of the manufacturer

tested and approved to canadian and american standards, ansi z21.88b-2003/csa 2.33b-2003 and can/cga-2.17-m91



www.archgard.com



Printed in Canada




Direct Vent Gas Inserts

22-DVI24N

34-DVI34N

40-DVI40N



34-DVI34N with Black Wrought Iron Front

WWW.ARCHGARD.COM



40-DVI40N shown with Black Louvers, SKBAB Beveled surround and Quebec City Gray Brick Liner.

WHY CHOOSE AN ARCHGARD GAS INSERT:

- ◆ Incredibly Realistic Logs and Flame
- ◆ Quality Fit and Finish
- ◆ Range of Stylish Design Options
- ◆ Wall to Wall Flame
- ◆ Limited Lifetime Warranty

HOW THEY HEAT

Archgard heater rated Gas Inserts provide three sources of heat to create warmth in your home: Radiant, Convection and Fan Assisted.

Radiant Heat

The natural heat generated by the fire that emanates directly through the ceramic glass. This provides the warm, comforting heat much like the sun.

Convection Heat

The natural flow of hot air through the louvers and into your home that compliments the radiant heat from your fireplace.

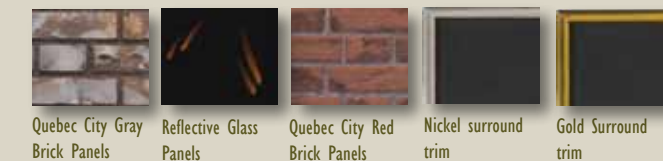
Fan Assisted Heat

For those cold nights when you need your fireplace the most, the fan will force hot air through the louvres faster than natural convection. All Archgard heater rated inserts come with a pre-installed fan at no extra cost.

LOUVRES



PANELS



SURROUND TRIMS

DOORS & OVERLAYS



Black Square Forged Iron Front



Pewter Arch Forged Iron Front



Black Bow Forged Iron Front



Pewter Wrought Iron Front



Gold Arch Overlay with SKCAB surround



Nickel Square Overlay with SKBAB surround



Cottage Overlay with SKBAB surround



Black Bay Door w Gold/Black Louvres, Gold Magnetic Door Strips



Harrison Mills door surround



SK4BAB 4 sided surround (also available in SK4CAB)

* Please refer to the "Surround sizes Chart" on the back of this brochure for height and width dimensions of surrounds, Doors and fronts.
 * Forged Iron Door surrounds are available in either Pewter or Black and have a powder coat finish for durability and lasting beauty.
 * SKBAB, SKCAB and SKLB come standard with Black surround trim.
 * Custom size surround panels available. Ask your Dealer for details.



22-DVI24N with Harrison Mills Surround door.